



CPBox



CPBox. Morsetti volanti. Morsettiere sezionabili.
CPBox. Movable terminal blocks. Divisible connectors.

4.4.2

CPBOX



MORSETTI VOLANTI.
MOVABLE TERMINAL BLOCKS.

Codice Code	Grandezza nominale mm ² Nominal width mm ²	Corrente nominale Nominal current	Sezione conduttori Conductor section	N° Conduttori flessibili N. of flexible conductors	Tensione d'isolamento Insulating tension	Dimensioni dimensions				Poli per barra Poles per bar	Imballo pz. (barre) Packing pcs. (bars)	Peso g Weight g
						A	B Ø	C	D			
CPB101	1,5	17,5 A	1,5 mm ² 1 mm ² 0,75 mm ²	2 2-3 2-4	450 V	16	3,3	10	15	10	10	13
CPB110	2,5	24 A	2,5 mm ² 1,5 mm ² 1 mm ²	2 2-3 2-4	450 V	17,6	3,7	8,4	17,6	10	10	22
CPB120	4	32 A	4 mm ² 2,5 mm ² 1,5 mm ²	2 2-3 2-4	450 V	21	4,5	10,5	19,3	10	10	29
CPB130	6	41 A	6 mm ² 4 mm ² 2,5 mm ²	2 2 2-4	500 V	23	5,6	11,5	22,5	10	10	40
CPB140	10	57 A	10 mm ² 6 mm ² 4 mm ²	- 2 2-3	500 V	28	6,9	14,6	26	10	5	80
CPB150 *	16	76 A	16 mm ² 10 mm ² 6 mm ²	- 2 2-3	500 V	33	9	19,7	31	10	5	163

* IP 00

Caratteristiche generali.

- Resistenza al calore 130°C
- Elevata rigidità dielettrica
- Resistenza alla fiamma e all'accensione secondo IEC 695-2-1
- Grado di protezione IP 20
- IMQ

Conforme alle norme.


CEI EN 60998-1:2004, CEI EN 60998-2-1:2004
In conformità alla direttiva B.T. 2014/35/UE

General characteristics.

- Heat resistance 130°C
- High dielectric rigidity
- Lighting and flame resistance according to IEC 695-2-1
- Degree of protection IP 20
- IMQ

Complying with norms.

CEI EN 60998-1:2004, CEI EN 60998-2-1:2004
In according to 2014/35/UE L.V.D.

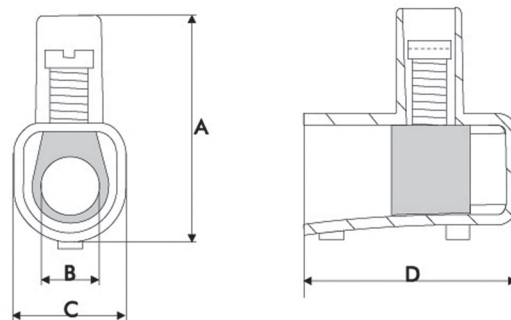


Principali impieghi.

I morsetti di giunzione volanti si utilizzano principalmente per le semplici giunzioni nelle cassette di derivazione per derivare, distribuire o dare continuità all'impianto elettrico.

Main uses.

End connector terminal-blocks are mainly used for simple connections into the junction boxes in order to derive, distribute or give continuity to the electrical installation.



MORSETTI VOLANTI UNIPOLARI.
SINGLE POLE MOVABLE TERMINAL BLOCKS.

Codice Code	Grandezza nominale mm ² Nominal width mm ²	Corrente nominale Nominal current	Sezione conduttori Conductor section	N° Conduttori flessibili N. of flexible conductors	Tensione d'isolamento Insulating tension	Dimensioni Dimensions				Imballo pz. (barre) Packing pcs. (bars)	Peso g Weight g
						A	B	C	Ø foro		
CPB160	25	101 A	25 mm ²	-	500 V	39	22	41	12	5	24
			16 mm ²	2							
			10 mm ²	2-3							
CPB170	35	125 A	35 mm ²	-	500 V	46	25	44	14	5	33
			25 mm ²	2							
			16 mm ²	2-3							

Materiali utilizzati.

- Ottone CW 614 N
- Viti o grani zincati
- Policarbonato trasparente autoestinguente secondo UL 94
- Grado di protezione IP00
- IMQ

Materials.




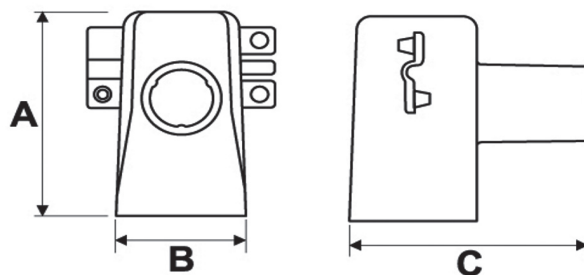
- Brass CW 614 N
- Screws or grains of zinc plated iron
- Self-extinguishing transparent polycarbonate according to UL 94
- Degree of protection IP00
- IMQ

Conforme alle norme.

CEI EN 60998-1:2004, CEI EN 60998-2-1:2004
 In conformità alla direttiva B.T. 2014/35/UE


Complying with norms.

CEI EN 60998-1:2004, CEI EN 60998-2-1:2004
 In accordance to 2014/35/UE L.V.D.



MORSETTIERE SEZIONABILI .
DIVISIBLE CONNECTORS.

Codice <i>Code</i>	Sezione mm ² <i>Section mm²</i>	Poli per barra <i>Poles per bar</i>	Imballo pz. <i>Packing pcs.</i>
CPB305B <input type="checkbox"/>	2,5 - 4,0	12	10
CPB305N <input checked="" type="checkbox"/>	2,5 - 4,0	12	10
CPB306B <input type="checkbox"/>	4,0 - 6,0	12	10
CPB306N <input checked="" type="checkbox"/>	4,0 - 6,0	12	10
CPB307B <input type="checkbox"/>	6,0 - 10,0	12	10
CPB307N <input checked="" type="checkbox"/>	6,0 - 10,0	12	10
CPB308B <input type="checkbox"/>	16,0	12	10
CPB308N <input checked="" type="checkbox"/>	16,0	12	10
CPB309B <input type="checkbox"/>	25,0	12	10
CPB309N <input checked="" type="checkbox"/>	25,0	12	10



85°C - 440 V

12 poli in polipropilene autoestinguente PP
Fire retardant 12 poles polypropilene

Bianco / White

Nero / Black

4.4.4



www.canalplast.it - info@canalplast.it

INSTALLAZIONI / INSTALLATIONS


CANALPLAST[®]

ACCESSORI INSTALLAZIONE
INSTALLATION ACCESSORIES

MORSETTIERE SEZIONABILI .
DIVISIBLE CONNECTORS.

Codice <i>Code</i>	Sezione mm ² <i>Section mm²</i>	Poli per barra <i>Poles per bar</i>	Imballo pz. <i>Packing pcs.</i>
-----------------------	--	--	------------------------------------

CPB310B <input type="checkbox"/>	2,5 - 4,0	12	10
CPB310N <input checked="" type="checkbox"/>	2,5 - 4,0	12	10
CPB311B <input type="checkbox"/>	4,0 - 6,0	12	10
CPB311N <input checked="" type="checkbox"/>	4,0 - 6,0	12	10
CPB312B <input type="checkbox"/>	6,0 - 10,0	12	10
CPB312N <input checked="" type="checkbox"/>	6,0 - 10,0	12	10
CPB313B <input type="checkbox"/>	16,0	12	10
CPB313N <input checked="" type="checkbox"/>	16,0	12	10
CPB314B <input type="checkbox"/>	25,0	12	10
CPB314N <input checked="" type="checkbox"/>	25,0	12	10



-30°C + 110°C - 450V

12 poli in poliammide 66 PA
12 poles polyamide

Codice <i>Code</i>	Sezione mm ² <i>Section mm²</i>	Poli per barra <i>Poles per bar</i>	Imballo pz. <i>Packing pcs.</i>
-----------------------	--	--	------------------------------------

CPB315 <input type="checkbox"/>	1,5	12	10
CPB316 <input type="checkbox"/>	2,5	12	10
CPB317 <input type="checkbox"/>	4,0	12	10
CPB318 <input type="checkbox"/>	6,0	12	10



-30°C + 110°C - 450V

12 poli con lamella in poliammide PA
12 poles polyamide

Bianco / White

Nero / Black